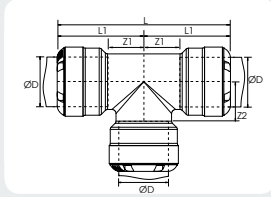


# >Pipe-to-pipe and threaded connectors

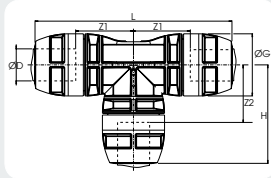
Ø  
1/2"  
3/4"



## Equal tee

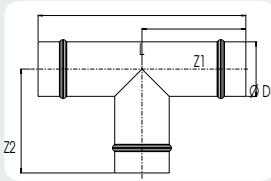
Transair	ØD (in)	L	LI	ZI	Z2
<b>RR04 H3 01</b>	1/2	42.1	43.6	11.7	11
<b>RR04 H5 01</b>	3/4	56	56	14.5	14.5

Ø  
1 1/2"  
2"



Transair	ØD (in)	ØG	L	H	ZI	Z2
<b>RP04 M4 01</b>	1 1/2	82	260	130	55	55
<b>RP04 M6 01</b>	2	100	279	139	64	64

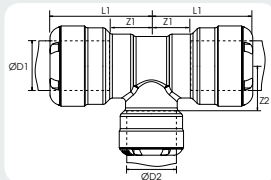
Ø  
3"  
4"



Transair	ØD (in)	L	ZI	Z2
<b>RX04 L1 00</b>	3	290	145	145
<b>RX04 L3 00</b>	4	310	135	135

Use three connectors RR01 to connect equal tee RX04 to Transair pipe.

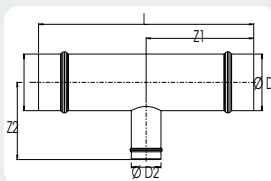
Ø  
1/2"  
3/4"



## Reducing tee

Transair	ØD1 (in)	ØD2 (in)	L	LI	ZI	Z2
<b>RR04 H5 H3 01</b>	3/4	1/2	53	46.6	11.5	16.2

Ø  
3"  
4"



Transair	ØD1 (in)	ØD2 (in)	L	ZI	Z2
<b>RX04 L1 M4</b>	3	1 1/2	290	145	183
<b>RX04 L1 M6</b>	3	2	290	145	183
<b>RX04 L3 M4</b>	4	1 1/2	310	155	195
<b>RX04 L3 M6</b>	4	2	310	155	195
<b>RX04 L3 L1</b>	4	3	310	155	135

Use two connectors RR01 to connect reducing tee RX04 to Transair pipes 3" and 4" and connector RP06 to connect pipe-to-pipe connector RP06 to Transair pipes, on pages 42 and 60 of this catalog.